


Highlights from *Transportation Enhancements: Summary of Nationwide Spending as of FY 2009*

Download the Full Report:

www.enhancements.org/SpendingReportFY2009.pdf



MAY 2010

Prepared by
National Transportation
Enhancements Clearinghouse

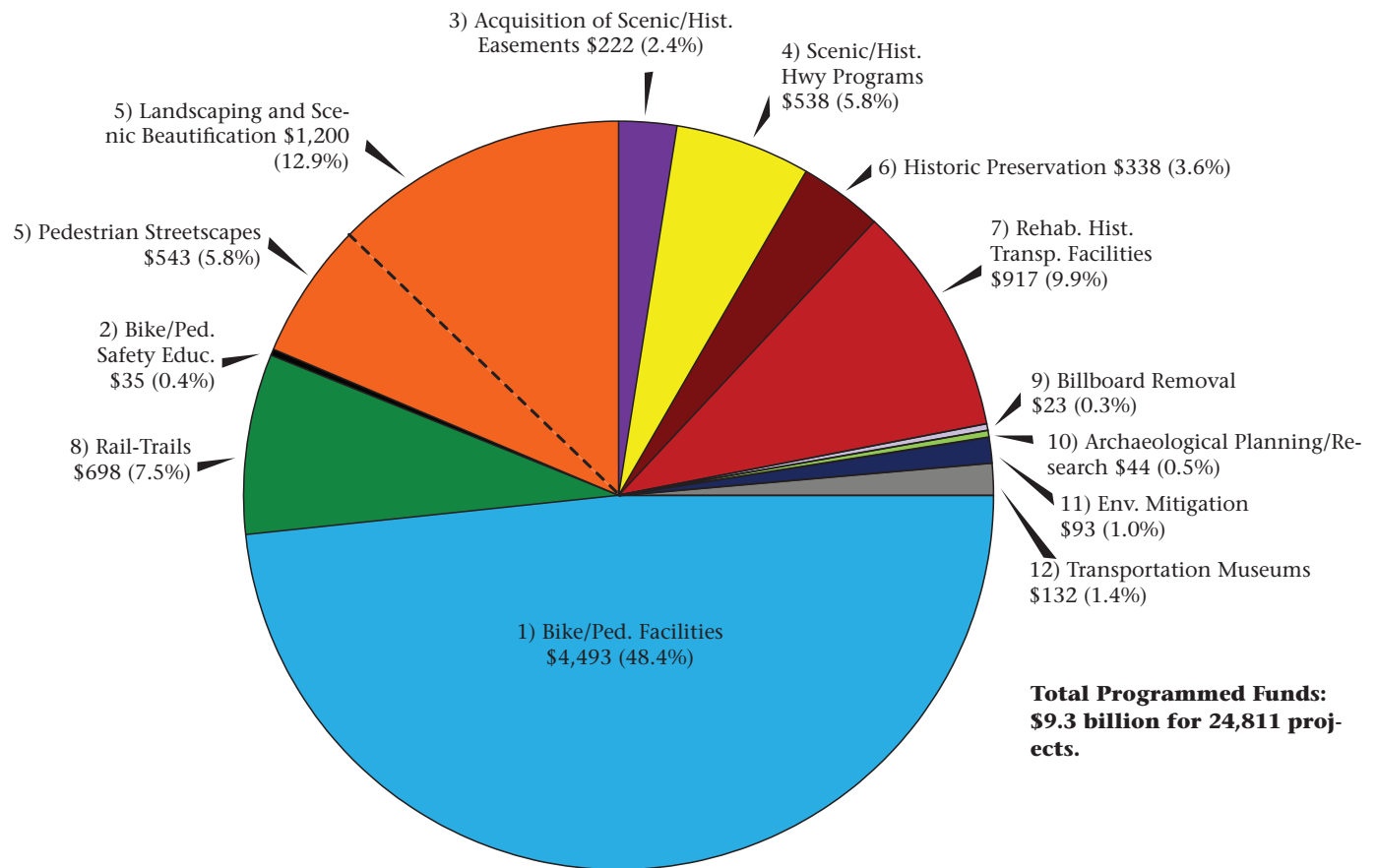
Background and Introduction

Transportation Enhancements: Summary of Nationwide Spending as of FY 2009 is the latest in a series of reports prepared by the National Transportation Enhancements Clearinghouse (NTEC). TE projects expand travel choices and improve America's travel experience. Congress has defined this mission and given the program a specialized structure to achieve the aims of livability. TE funding helps build an American transportation system that supports diverse travel choices and is seamlessly integrated with our natural, economic, and social ecosystems.

NTEC is operated by the Rails-to-Trails Conservancy under a cooperative agreement with the Federal Highway Administration (FHWA). NTEC provides transparency to a complex program, promotes best practices, and provides to citizens and policy-makers an opportunity to learn how states have used this dedicated funding. The Fiscal Year 2009 Spending Report explains how states spent nearly \$9.2 billion Transportation Enhancement (TE) funds from fiscal year (FY) 1992 through the end of FY 2009. The report also covers how the additional \$800 million in TE funding, made available through the 2009 American Recovery and Reinvestment Act (ARRA), were spent.

The data in this report were obtained from the FHWA Fiscal Management Information System (FMIS) and through direct interaction with staff and data systems at every one of the state transportation agencies. This document summarizes the findings of both the regular TE program and the special ARRA funding. To access the full-report, visit www.enhancements.org.

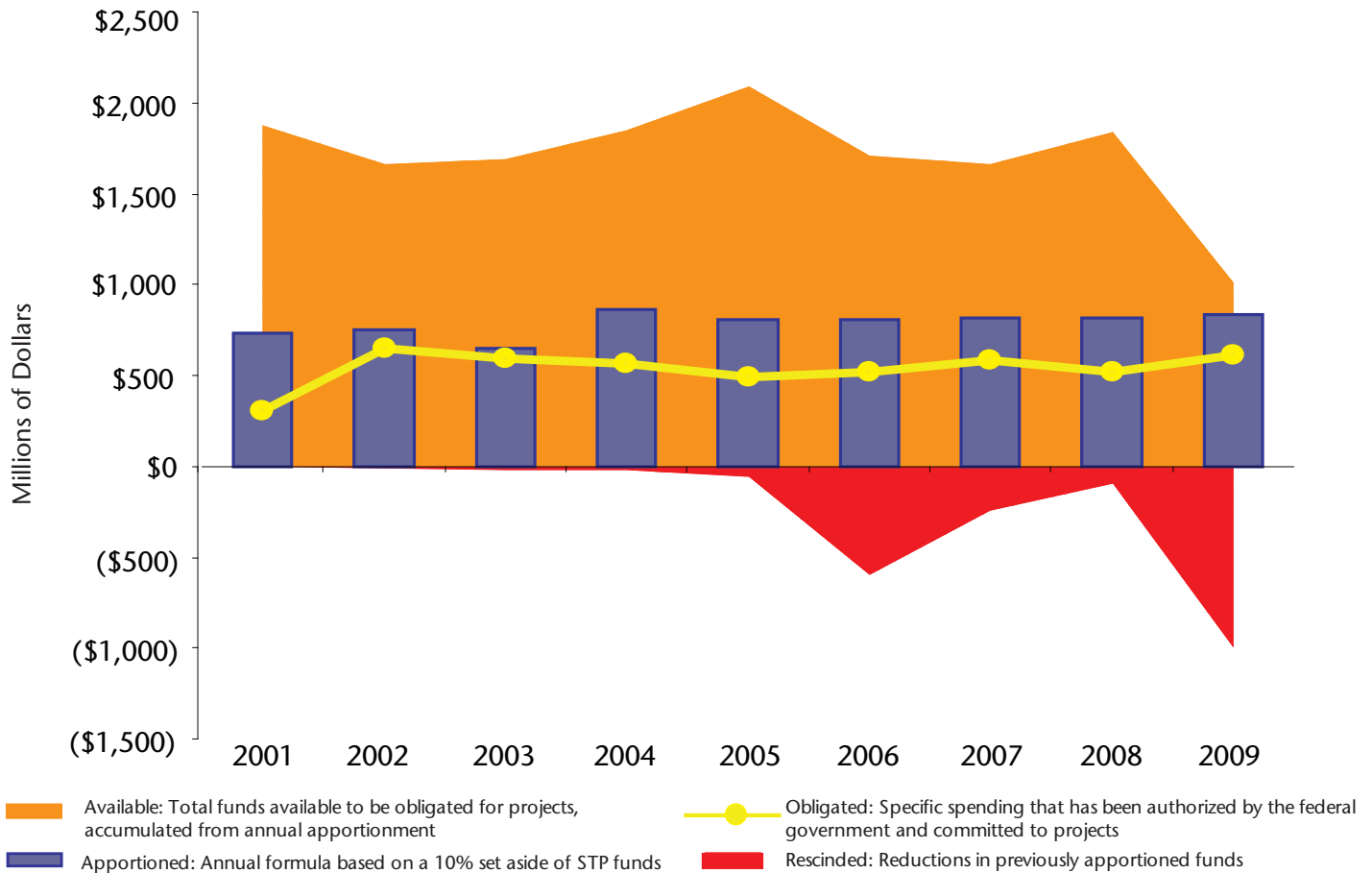
Distribution of Programming by Eligibility



Project Count for of the 12 eligible Transportation Enhancements Activities:

1	2	3	4	5	6	7	8	9	10	11	12
12,528	181	366	1,028	5,388	1,051	2,021	1,355	62	201	347	283

Nationwide TE Balances



Major Findings

Since the TE program was established in FY 1992, Congress has provided \$9.2 billion of funding for nearly 25,000 projects across the United States. The [FY 2009 Spending Report](#) presents these major findings:

FY 2009 Findings

- Cumulative obligation rate increased dramatically to 89%, up from 80% at the end of FY 2008 (page 14).
- Obligation of yearly apportionment rose to 74%, up from 64% at the end of FY 2008. Many states have made clear progress in efficiently implementing TE projects (page 16).
- Obligation of available balance increased in 2009 from 22% in FY 2008 to 39%. This increase is largely an artifact of the reduction of the available balance caused by the substantial FY 2009 rescissions (page 13).
- The [12 TE-eligible activities](#) were funded at similar percentages as in past years with some minor adjustments. Activity 1, bicycle and pedestrian related facilities, continues to be the highest funded activity. The percentage of historic preservation projects declined slightly while the number of landscaping and scenic beautification projects increased (page 20).

American Recovery and Reinvestment Act Findings

- States selected and obligated 1,134 ARRA projects, for a total of \$800 million of funding (page 27).
- Every state met both the 90 day and the one year obligation deadlines for ARRA, demonstrating the maturity of TE program management.

About the National Transportation Enhancements Clearinghouse

The National Transportation Enhancements Clearinghouse (NTEC) is funded in equal parts by Rails-to-Trails Conservancy and the Federal Highway Administration and exists to increase knowledge of the Transportation Enhancements program. It works to provide professionals, policy makers, and citizens with timely and accurate information necessary to make well-informed decisions.

NTEC provides these services related to Transportation Enhancements:

- technical assistance, free to the public;
- searchable databases of project information;
- tracking and analysis of federal funding;
- training for and communication between professionals, decision-makers, and citizens; and
- state-level contacts and information sheets for all 50 states plus the District of Columbia.

www.enhancements.org

NATIONAL TRANSPORTATION ENHANCEMENTS CLEARINGHOUSE

*A PROJECT OF THE FEDERAL HIGHWAY ADMINISTRATION
AND RAILS-TO-TRAILS CONSERVANCY*

2121 WARD COURT, 5TH FLOOR
WASHINGTON, DC 20037

TOLL FREE: 888-388-NTEC

WEB SITE: WWW.ENHANCEMENTS.ORG